



MD

MARIA DECOR<sup>®</sup>

F I N E S S E & P R E C I S I O N

interlock  
panels

VOL. 1



238-2

160 x 2400 x 15mm ( T )

238-6

160 x 2400 x 15mm ( T )



238-1

160 x 2400 x 15mm ( T )

238-5

160 x 2400 x 15mm ( T )




238-3

160 x 2400 x 15mm ( T )

238-4

160 x 2400 x 15mm ( T )



243-1

125 x 2400 x 13mm (T)

243-2

125 x 2400 x 13mm (T)



243-3

125 x 2400 x 13mm (T)

243-4

125 x 2400 x 13mm (T)



243-5

125 x 2400 x 13mm (T)

243-6

125 x 2400 x 13mm (T)



242-6

160 x 2400 x 8mm ( T )




242-1

160 x 2400 x 8mm ( T )



242-2

160 x 2400 x 8mm ( T )



242-3

160 x 2400 x 8mm ( T )



242-4

160 x 2400 x 8mm ( T )



242-5

160 x 2400 x 8mm ( T )



242-7

160 x 2400 x 8mm ( T )



239-1

110 x 2400 x 12mm ( T )

239-2

110 x 2400 x 12mm ( T )

239-5

110 x 2400 x 12mm ( T )

239-3

110 x 2400 x 12mm ( T )

239-4

110 x 2400 x 12mm ( T )



244-1

110 x 2400 x 12mm

244-3

110 x 2400 x 12mm

244-2

110 x 2400 x 12mm

244-4

110 x 2400 x 12mm

244-5

110 x 2400 x 12mm



240-1

120 x 2400 x 12mm ( T )

240-4

120 x 2400 x 12mm ( T )

240-2

120 x 2400 x 12mm ( T )



240-5

120 x 2400 x 12mm ( T )

240-3

120 x 2400 x 12mm ( T )



241-1

140 x 2400 x 10mm ( T )

241-2

140 x 2400 x 10mm ( T )



241-3

140 x 2400 x 10mm ( T )


241-4

140 x 2400 x 10mm ( T )



245-5

120 x 2400 x 12mm ( T )



245-1

120 x 2400 x 12mm ( T )



245-2

120 x 2400 x 12mm ( T )



245-6

120 x 2400 x 12mm ( T )




245-3

120 x 2400 x 12mm ( T )



245-7

120 x 2400 x 12mm ( T )



245-4

120 x 2400 x 12mm ( T )